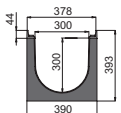



300

WING

CHANNELS								
CODE	PRICE €	MATERIAL	EXTERNAL DIMENSIONS L x l x h mm	PREINSTALLED DRAINS	PACKAGE/PIECES	AVAILABILITY		
 300/300	503018	286,24	HD-PE ductile iron angle frame	1500 x 390 x 393	side bottom	2 x Ø 200 1 x Ø 160 ; 1 x Ø 200	10	yes
	Channel WING 300/300/1500 Hd/Pe + Ductile Iron Angle Frame = F900 EN1433-Type M							

N.B. Watertightness: to make sure the channels are watertight, we recommend using sealant SHELL TIXOFALT code 500345 € 25.18.

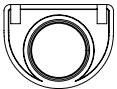
STEEL GRATINGS							
CODE	PRICE €	MATERIAL	EXTERNAL DIMENSIONS L x l x h mm	FIXING SYSTEM	PACKAGE/PIECES	AVAILABILITY	
 C 250	502137	215,71	galvanised steel	748 x 376 x 35	nut	-	yes
	Grating VIP35 300 Galvanised steel C250-EN1433 33x20 750 mm						


DUCTILE IRON GRATINGS							
CODE	PRICE €	MATERIAL	EXTERNAL DIMENSIONS L x l x h mm	FIXING SYSTEM	PACKAGE/PIECES	AVAILABILITY	
 C 250	503117	115,67	ductile iron	498 x 376 x 35	nut	-	yes
	Grating WING 300 Mesh Ductile Iron C250-EN1433-500 mm						
 D 400	503118	122,26	ductile iron	498 x 376 x 35	nut	-	yes
	Grating WING 300 Mesh Ductile Iron D400-EN1433-500 mm						
 E 600	503119	141,19	ductile iron	498 x 376 x 35	nut	-	yes
	Grating WING 300 Mesh Ductile Iron E600-EN1433-500 mm						
 E 600	503104	190,06	ductile iron	498 x 376 x 35	nut	-	yes
	Solid Top Cover WING 300 Ductile Iron E600-EN1433-500 mm						
 F 900	503120	176,23	ductile iron	498 x 376 x 35	nut	-	yes
	Grating WING 300 Slotted (24 mm) Ductile Iron F900-EN1433 F-500 mm						

N.B. The above-mentioned drawings and dimensions are given for explanation purposes only.

300

WING

		END CAPS					
		CODE	PRICE €	VALID FOR CHANNELS	PREINSTALLED DRAINS mm	PACKAGE/PIECES	AVAILABILITY
300		503411	47,86	300/300	CLOSED	10	yes
		MuffleDrain End-Cap 300/300 Galvanised Steel Closed					
		503412	198,18	300/300	1 x Ø 200	10	yes
		MuffleDrain End-Cap Ø 200 300/300 Galvanised Steel					

		KIT NUTS					
		CODE	PRICE €	VALID FOR GRATINGS	PACKAGE/PIECES	AVAILABILITY	
300		503309	5,07	WING galvanised steel ⁸	KIT 8 nuts + 8 washer	yes	
		KIT 8 Nuts WING 300 for Galvanised Steel (x 1,5 Mt)					
		503310	7,28	WING ductile iron ⁸	KIT 12 nuts +12 washer	yes	
		KIT 12 Nuts WING 300 for Ductile iron (x 1,5 Mt)					

⁸ Screws are included in the channel.
N.B. The above-mentioned drawings and dimensions are given for explanation purposes only.